


# Quick Set Beveling Machine

*Safe, Light and Simple*

## The Sawyer Value

- Lightest beveling machine in the industry made of cast aluminum for lightweight durability
- Adjustable arms fit 4 different size ranges: 1.5" - 20"
- No spacers, legs, or dogs needed (which are easily lost and time consuming to change)
- Adjustment arms provide simple and fast set up without spacers
- Gear box is fully enclosed, safeguarding from damage to exposed gears
- 1 year warranty



Adjustable Torch Holder\* (284C)



Classic Torch Holder\* (4KB)



Quick Set\* (205CS)

Out-of-Round Attachment\* (281B)



Double Cut Torch Holder\* (283B)



Motorized Kit (205C-ES)



Carrying Case (13K)

## Compare to

- Mathey Dearman, H&M

**Lightest in the industry**

**No Dogs or Spacers**

Model No.	Description	Est. Shipping Wgt.
205CS - 0 STD	Quick Set Beveling Machine #0 1.5"-4"	9 lbs. 4.1 kg
205CS - 1 STD	Quick Set Beveling Machine #1 3"-8"	19 lbs. 8.6 kg
205CS - 2 STD	Quick Set Beveling Machine #2 8"-14"	25 lbs. 11.3 kg
205CS - 3 STD	Quick Set Beveling Machine #3 14"-20"	50 lbs. 22.7 kg


### 30 Seconds (or less!) Sales Statement:

The Sawyer Mfg. Quick Set is the lightest beveler on the market for pipe 20" and under! The saddle style design permits a full travel ring that results in more accurate cuts and bevels. Uniquely designed adjustable arms completely eliminate the need for spacers....saving time and money!

**Recommended Add-Ons:** ■ 528-2 Victor 8.5" Torch ■ 528-1 Victor 14" Torch  
 ■ 9/16 1/2 1/4 Wrenches ■ Cutting Torch Tips

**Sawyer accessories are backwards compatible and fit each model!!**

\*Torches shown for illustrative purposes only; available as optional equipment





**Parts Diagram**

*\*Note: Torch not included\**

- A. (2x) 9/16" Nut, (2x) Washer
- B. Spacer
- C. Torch Arm Assembly (42AK-1)
- D. Locking Boomer, Spring, Chain (4AW-1, 4AW-2 & 4AW-3)
- E. Adjustable Mounting Arms
- F. Torch Holder Adjustment Knob
- G. 37.5-0-37.5 Degree /Bevel Indicator (4HT)
- H. Square Nut (63T Clamp Screw)
- I. Position Adjustment Knob
- J. Gear Box Assembly (2J-2 & 2J-1)
- K. Locking and Unlocking Saddle Arm Pin
- L. Swivel Snap
- M. Torch Bracket
- N. (2x) Torch Arm Mounting Bolts *\*not shown\**
- O. Clamp Swing Bar *\*not shown, #0 only\**
- P. Clamp Screw *\*not shown, #0 only\**

**For Additional Resources:**



Contact Sawyer Mfg. Co for Quick Set Beveling Machine Manual and Marketing Material

<http://www.sawyerMfg.com>

Quick Set Beveling Machine Video

<http://www.youtube.com/user/SawyerMFG>



**SAWYER MFG COMPANY**

7799 S Regency Drive • Tulsa, OK 74131  
 P (918) 834-2550 • F (918) 834-0318