



Band Beveling Machine

For beveling in tight spaces

The Sawyer Value

- Available for 6" and larger
- Perfect for tight spaces - with a Right Angle Drive Kit, only 6" of clearance is needed
- Out-of-Round attachment unnecessary
- Durable stainless steel
- Custom sizes are available for oversize, odd, or Powercrete epoxy pipe
- Available in 9' or 14' flexible drive shaft
- 1 year warranty

Compare to

- Mathey Dearman, CRC-Evans, H&M



**Crawler
(206A)**

**Beveling Band
(206D)**



**Classic
Adjustable Torch
Holder* (286)**



**Right Angle Drive
Kit (206E)**



**Double Cut Torch
Holder* (283D)**



**Motorized Kit
(206F)**



Carrying Case (13U)

**Minimal
Clearance**

**Internal Bands
as an Option**

Bands*	Description	Est. Shipping Wgt.
206C 6"-10"	206A Beveling Crawler	12 lbs. 5.5 kg
206D 12"-146"+	206A-9 Beveling Crawler w/9' Shaft	25 lbs. 11.4 kg
	206A-14 Beveling Crawler w/14' Shaft	30 lbs. 13.6 kg
	206B-110 Crawler w/110v AC Elec.	25 lbs. 11.4 kg
	206B-220 Crawler w/220v AC Elec.	25 lbs. 11.4 kg
	206B-90V Crawler w/ 90v DC Elec.	25 lbs. 11.4 kg

*For additional sizes and Est. Shipping Weights, go to sawyerfmfg.com

30 Seconds (or less!) Sales Statement:

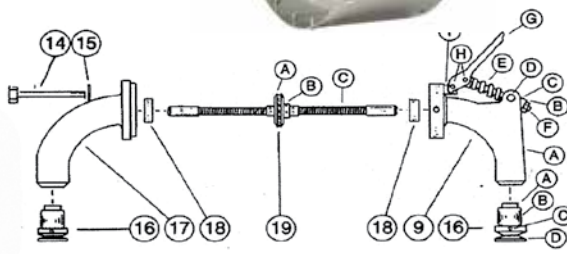
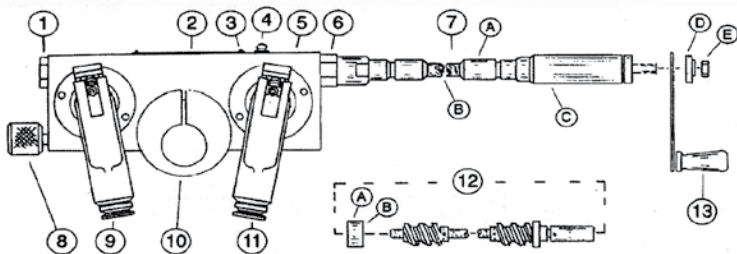

Sawyer or SMC Bands and Crawlers set the industry standard for cutting and beveling large diameter pipe. Our unique Right Angle Drive attachment allows you to cut with only 6" of clearance in the bell hole. In addition, we feature the fastest motor in the industry allowing cutting at three times the speed of a typical acetylene cut. The highest speed, the largest size, and the most accuracy; Sawyer is the choice.

Recommended Add-Ons:

- 528-1 Victor 14" Torch
- 528-3 Victor Angle Head
- 9/16 1/2 1/4 Wrenches
- Cutting Torch Tips

Sawyer accessories are backwards compatible and fit each model!!

*Torches shown for illustrative purposes only; available as optional equipment



Parts Diagram

Beveling Band

- A. Band Handle
- B. Latch Anchor
- C. Latch Handle
- D. Latch Base Assembly
- E. Locating Pin

Crawler

- F. Whip
- G. Crank Handle
- H. Latch Handle
- I. Set Screw Assembly

- K. Drive Wheels
- L. 7/16" Cap Screws
- M. Legs

Crawler Assy


- 1. End Plug
- 2. Name Plate
- 3. Drive Screw
- 4. Grease Fitting
- 5. Body
- 6. Connector
- 7. Main Flex Dr. Shaft Assy.

- 7a. Outer Housing Assy.
- 7b. Inner Core Assy.
- 7c. Hand Piece
- 7d. Washer
- 7e. Nut
- 8. Set Screw Assbly
- 9. Rear Leg Assy.
- 9a. Ball Leg Assy-Rear
- 9b. Nut
- 9c. Spacer
- 9d. Pivot Pin
- 9e. Spring
- 9f. Latch Pin-Long
- 9g. Latch Handle

- 9h. Rivet
- 9i. Latch Pin-Short
- 9j. Hex Jam
- 10. Torch Holder
- 11. Ball Leg Assy-Front
- 12. Worm Shaft Assy.
- 12a. Bearing House-Rear
- 12b. Bearing
- 13. Crank Handle Assy.
- 14. Cap Screw
- 15. Washer
- 16. Drive Wheel Assy.

- 16a. Bearing Race
- 16b. Bearing
- 16c. Pin
- 16d. Wheel
- 17. Flanged Leg-Rear
- 18. Worm Gear Shaft Bearing
- 19. Worm Gear Shaft Assy.
- 19a. Worm Gear
- 19b. Set Screw
- 19c. Flex Shaft
- 20. Flanged Leg- Front
- 21. Lubricant

For Additional Resources:



Contact Sawyer Mfg. Co for Beveling Bands and Crawler Manuals and Marketing Material

<http://www.sawyermpg.com>

Beveling Bands and Crawler Video

<http://www.youtube.com/user/SawyerMFG>



SAWYER MFG COMPANY

7799 S Regency Drive • Tulsa, OK 74131
P (918) 834-2550 • F (918) 834-0318